

Listening Post

Learning Objective:

Reading self-selected literature for enjoyment. Listening to modeled expressive reading.

Materials:

- Cassette Players
- Books With Corresponding Cassettes
- Resealable Plastic Bags
- Magazine Box
- Recording Forms

Presentation and Storage:

Many listening centers have at least four copies of any particular book and accompanying cassette. However, this Listening Post center requires only one copy of each book. Make available eight to ten books and corresponding tapes at a time and rotate them monthly. Store each book-and-tape set in a resealable bag and store the bags in a magazine box.

Process:

Have students listen to the tape of their choice while following along in the book. Instruct them to fill out a recording form when they have finished. Two forms are included – one for fluent writers and one for less fluent writers. Children typically choose the form that is appropriate for them.

Helpful Hints:




- Watch for some students that turn the volume up to the danger point.

Listening Post

Name: _____ Date: _____

Title: _____

Author: _____

I thought this book was   



because _____

Listening Post

Name: _____ Date: _____

Title: _____

Author: _____

I thought this book was   

because _____

Listening Post

Name: _____ Date: _____

Title: _____

Here is a picture of my favourite part: