

Rhyming

Materials:

- Rhyming Cards
- Star Words
- Answer Sheets
- Scissors
- Tagboard
- Two Plastic Bags
- Pocket Folder





Presentation and Storage:

Photocopy star sheets and rhyming word cards on tagboard. Laminate for durability. Store 'star words' and 'rhyming words' in separate plastic bags. Present in pocket folder with copies answer sheets inside.

Process:

1. The student selects a star and writes the word on the answer form.
2. The student removes words from plastic bag, selects words that rhyme with the word on star, and then writes the rhyming words on that answer form. The student should continue until the answer form is complete.

Star Words



Rhyming Word Cards

bee

tree

flea

she

pea

sea

cry

tie

sky

pie

high

buy

so

sew

hoe

row

dough

blow

you

zoo

new

do

shoe

blue

Name: _____

Date: _____

Rhyming Answer Sheet

Star Word: _____

1. _____

2. _____

3. _____

4. _____

5. _____

6. _____

Star Word: _____

1. _____

2. _____

3. _____

4. _____

5. _____

6. _____

Star Word: _____

1. _____

2. _____

3. _____

4. _____

5. _____

6. _____

Star Word: _____

1. _____

2. _____

3. _____

4. _____

5. _____

6. _____