



Anti-Bullying and Anti-Violence Plan



End-of-Year Evaluation

2021- 2022

School:	<u>Grenville Elementary School</u>	Shared with Governing Board	<u>April 12, 2022</u>
Principal / Centre Director:	<u>Nancy Bennett</u>	Shared with Teacher Council	<u>April 6, 2022</u>
		Shared with Parents	<u>June 13, 2022</u>
		Submitted to Director of Pedagogical Services and Director General	<u>May 3, 2022</u>

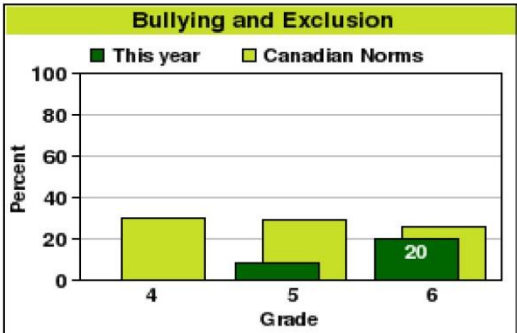
Priorities 2021-22

When analyzing the 2021-2022 OurSchool Survey, bullying and exclusion in our school indicated 9% versus the Canadian norm which is at 28%. (As demonstrated in the graph below) We will continue to focus our efforts in reinforcing the proper use of the Debug program. We will also collaborate with our local police department by creating programs discussing bullying and safety within our school and community.

Bullying and Exclusion

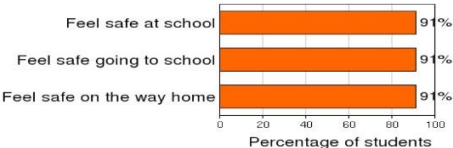
Students who are subjected to physical, social, or verbal bullying, or are bullied over the internet.

- 9% of students in this school were victims of moderate to severe bullying in the previous month; the Canadian norm for these grades is 28%.
- 8% of the girls and 10% of the boys in this school were victims of moderate to severe bullying in the previous month. The Canadian norm for girls is 26% and for boys is 31%.



When looking at the 2021-2022 OurSchool Survey results for feeling safe, 91% of our students indicated they felt safe attending this school as well as traveling to and from school. After looking at the thematic report we have observed a decrease in feeling safe going to school. Because of this decrease we will concentrate our efforts to further improve in this area.

Figure 9: Students who feel safe at Grenville Elementary School





Actions / Initiatives to Maintain

- **Continue** to implement the *DeBug program in the entire school and to reinforce the proper use of the program with our cycle 1 - 2 students as a preventative measure.
- **Continue** to work in collaboration with our local Police Department on the Mission Safe-T program discussing bullying and safety within our school as well as within our community.
- **Continue** with Dr. Melrose's 60 second techniques and workbook within the entire school.
- **Continue** Media Smarts as a resource to increase awareness in regards to the digital citizenship project that our school is currently working on in collaboration with the ministry.
- **Continue** to focus on Mindfulness initiatives and training, such as Harps/ Relaxation
- **Continue** to conduct an in-house survey to further establish the concerns regarding safety to and from school

Actions / Initiatives to Develop

When looking at our statistics from the previous survey, we have observed that we maintained a 0% sense of moderate to high levels of anxiety. We will continue our efforts, with regards to our preventative measures, in order to maintain our current percentages.

We will also continue focusing on creating a safe environment at school as well as to and from school. When looking at the graph below students have reported that their feelings of safety going to school was compromised by 2% percent of the student population. Feeling safe on the way to school was also compromised by 6% of the student population. In order to increase this percentage, the school team will investigate further to see what can be done to increase the feeling of safety on the way to and from school. A program will be developed to address this issue and will be started at the beginning of the next school year.

Figure 9: Students who feel safe at Grenville Elementary School

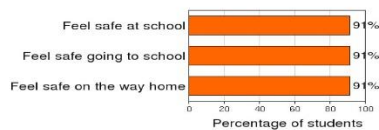


Figure 3: Where bullying occurs at Grenville Elementary School

